

梯形齿同步带轮 T5 型

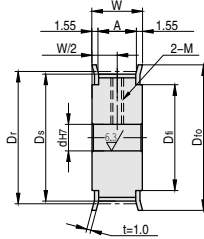
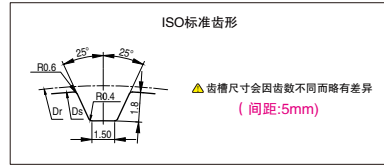
标准
加工品

2D
3D

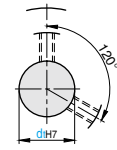
爱安特

标准型

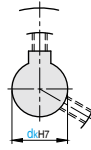
产品特点: 与 T5 同步带配套, 既能替代国产 T5 同步带轮, 又能代替进口 T5 同步带轮。



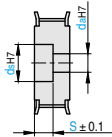
ST5HC
圆孔



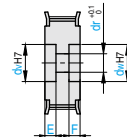
ST5HT
带顶丝圆孔



ST5HK
带顶丝键槽孔



ST5HA
沉孔

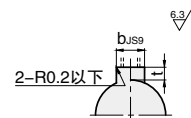


ST5HD
两端沉孔

订购编号示例

1 代号 - 2 齿数 - 3 宽度代号 - 4 内孔规格 - 5 材料代码 - 6 追加工代码
ST5HK - 20 - 15 - dkK10 - C - CT5

| 1 代号 | 2 齿数 | 4 内孔规格 (单位 1mm) | | | | | | | | | | Dr | Ds | Df0 | Df1 |
|---|------|-----------------|---------------|----------------|-------|-------|-------------------------------|-------|-------|-------------------|-------|-------|----|-----|-----|
| | | ST5HC | | ST5HT | | ST5HK | | ST5HA | | | ST5HD | | | | |
| | | dc | dt | dk | da | ds | S | dr | dv-dw | E·F | | | | | |
| ST5HC ST5HT ST5HK ST5HA ST5HD | 12 | 5-6·6.35-7-8 | 5-6·6.35-7-8 | 8 | - | - | - | - | - | - | 19.10 | 18.25 | 23 | 14 | |
| | 14 | 5-6·6.35-7-10 | 5-6·6.35-7-10 | 8·10·K10 | 5-6 | 7-8 | - | 5-6 | 7-8 | - | 22.28 | 21.45 | 26 | 16 | |
| | 15 | 5-6·6.35-7-10 | 5-6·6.35-7-10 | 8·10·K10 | 5-8 | 7-10 | - | 5-8 | 7-10 | - | 23.87 | 23.05 | 27 | 17 | |
| | 16 | 6·6.35-7-12 | 6·6.35-7-12 | 8·10·K10·11-12 | 6-10 | 8-12 | - | 6-10 | 8-12 | - | 25.46 | 24.60 | 29 | 19 | |
| | 18 | 6·6.35-7-14 | 6·6.35-7-12 | 8·10·K10·11-12 | 6-12 | 8-14 | - | 6-12 | 8-14 | - | 28.65 | 27.80 | 32 | 22 | |
| | 20 | 6·6.35-7-16 | 6·6.35-7-16 | 8·10·K10·11-16 | 6-14 | 8-16 | - | 6-14 | 8-16 | - | 31.83 | 31.00 | 35 | 24 | |
| | 22 | 7-19 | 7-18 | 8·10·K10·11-18 | 7-17 | 9-19 | - | 7-17 | 9-19 | - | 35.01 | 34.25 | 39 | 27 | |
| | 24 | 7-22 | 7-20 | 8·10·K10·11-20 | 7-20 | 9-23 | - | 7-20 | 9-22 | - | 38.20 | 37.40 | 42 | 30 | |
| | 25 | 7-22 | 7-20 | 8·10·K10·11-20 | 7-20 | 9-23 | - | 7-20 | 9-22 | - | 39.79 | 39.00 | 43 | 32 | |
| | 26 | 8-27 | 8-22 | 8·10·K10·11-22 | 8-25 | 10-27 | - | 8-25 | 10-27 | - | 41.38 | 40.60 | 45 | 33 | |
| | 28 | 8-27 | 8-24 | 8·10·K10·11-24 | 8-25 | 10-27 | 2.0 ≤ S ≤ W-2.0 (单位 0.1mm) | 8-25 | 10-27 | 3-14 E+F ≤ W-3 | 44.56 | 43.75 | 48 | 36 | |
| | 30 | 10-28 | 10-26 | 10·K10·11-26 | 10-26 | 12-28 | - | 10-26 | 12-28 | - | 47.75 | 46.95 | 51 | 39 | |
| | 32 | 10-32 | 10-28 | 10·K10·11-28 | 10-30 | 12-32 | - | 10-30 | 12-32 | - | 50.93 | 50.10 | 55 | 42 | |
| | 34 | 10-37 | 10-30 | 10·K10·11-30 | 10-35 | 12-37 | - | 10-35 | 12-37 | - | 54.11 | 53.25 | 58 | 46 | |
| | 36 | 10-37 | 10-30 | 10·K10·11-30 | 10-35 | 12-37 | - | 10-35 | 12-37 | - | 57.30 | 56.45 | 61 | 49 | |
| | 40 | 10-42 | 10-38 | 10·K10·11-38 | 10-40 | 12-42 | - | 10-40 | 12-42 | - | 63.66 | 62.85 | 67 | 55 | |
| | 44 | 12-50 | 12-42 | 12-40 | 12-48 | 14-50 | - | 12-48 | 14-50 | - | 70.03 | 69.20 | 74 | 62 | |
| | 48 | 12-55 | 12-45 | 12-40 | 12-53 | 14-55 | - | 12-53 | 14-55 | - | 76.39 | 75.55 | 80 | 68 | |
| | 50 | 12-59 | 12-45 | 12-43 | 12-57 | 14-59 | - | 12-57 | 14-59 | - | 79.58 | 78.75 | 83 | 71 | |
| | 60 | 12-72 | 12-45 | 12-45 | 12-70 | 14-72 | - | 12-70 | 14-72 | - | 95.49 | 94.65 | 99 | 87 | |



键槽尺寸

| 基本尺寸 | | 键槽尺寸 | | | |
|-------|--------|------|---------|-----|-----------|
| 内孔型号 | 公差 | b | JS9 | t | 公差 |
| 8 | +0.015 | 3 | ±0.0125 | 1.4 | +0.1 0 |
| 10 | 0 | 3 | ±0.0125 | 1.4 | |
| K10 | +0.015 | 4 | ±0.0150 | 1.8 | +0.2 0 |
| 11-12 | 0 | 4 | ±0.0150 | 1.8 | |
| 13-17 | +0.018 | 5 | ±0.0150 | 2.3 | |
| 18 | 0 | 6 | ±0.0150 | 2.8 | |
| 19-22 | +0.021 | 6 | ±0.0150 | 2.8 | +0.2 0 |
| 23-30 | 0 | 8 | ±0.0180 | 3.3 | |
| 31-38 | +0.025 | 10 | ±0.0180 | 3.3 | +0.2 0 |
| 39-44 | +0.025 | 12 | ±0.0215 | 3.8 | |
| 45 | 0 | 14 | ±0.0215 | 3.8 | |

附件顶丝

| 孔径 | 2-M 粗牙螺纹 | 附件 顶丝 |
|-------|-------------|----------|
| 5 | M3 | M3×3 |
| 6-12 | M4 | M4×3 |
| 13-17 | M5 | M5×4 |
| 18-30 | M6 | M6×5 |
| 31-45 | M8 | M8×6 |

| 3 宽度代号 | 皮带宽度 | 主要尺寸 | |
|--------|------|------|----|
| | | W | A |
| 10 | 10 | 16 | 11 |
| 15 | 15 | 22 | 17 |
| 20 | 20 | 27 | 22 |
| 25 | 25 | 32 | 27 |

| 代号 | 类型 | 5 材料代码 | 材质 | | 表面处理 | 附件 (顶丝) | |
|---|-----|----------------------------|-----|------|----------|------------|--------|
| | | | 带轮 | 挡片 | | | |
| ST5HC ST5HT ST5HK ST5HA ST5HD | 标准型 | A B C D E F | 铝合金 | 铝合金 | 本色阳极氧化处理 | 304 | |
| | | | | | 硬质阳极氧化处理 | | |
| | | | | | 黑色阳极氧化处理 | | |
| | | | 45# | SPCC | - | | 35CrMo |
| | | | | | 四氧化三铁保护膜 | | |
| | | | | | 无电解镍 | | |

▲ 挡片已铆接, 带顶丝圆孔、带顶丝键槽孔附带顶丝 ▲ 圆孔、沉孔、两端沉孔不带带螺纹孔和顶丝

6 追加工类型

| | | | | | | | |
|------------------|----------|-----------------|-----------------|-----------------|----------------|----------------|----------------|
| 变更顶丝角度 (90°) A90 | 变更螺纹孔 CT | 加工螺纹孔 (3 处) TH3 | 加工螺纹孔 (4 处) TH4 | 加工螺纹孔 (6 处) TH6 | 加工通孔 (3 处) SH3 | 加工通孔 (4 处) SH4 | 加工通孔 (6 处) SH6 |
|------------------|----------|-----------------|-----------------|-----------------|----------------|----------------|----------------|

▲ 加工规格详情、指定方法, 请参阅同步带轮加工技术信息